

THE WESTIN



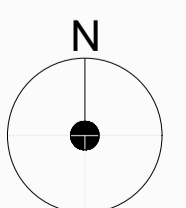
khyati infra
AT; AHMEDABAD, GUJARAT, INDIA



site location



The Westin
AT; AHMEDABAD, GUJARAT, INDIA



12.00 mt. wide road

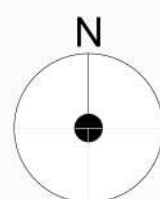
6.10MT WIDE ROAD



40.00 mt. wide road



THE WESTIN
AT;SHILAJ,AHMEDABAD, GUJARAT, INDIA





4BHK TYPE-A



THE WESTIN
AT SHILAJ, AHMEDABAD, GUJARAT, INDIA



4BHK TYPE-B



THE WESTIN
 AT SHILAJ, AHMEDABAD, GUJARAT, INDIA



4BHK TYPE-C



THE WESTIN
AT SHILAJ, AHMEDABAD, GUJARAT, INDIA



4BHK TYPE-D



THE WESTIN
AT SHILAJ, AHMEDABAD, GUJARAT, INDIA

12.00 mt. wide road

6.10 MT WIDE ROAD

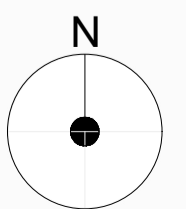


40.00 mt. wide road

typical floor plan (4th to 37th)



The Westin
AT; AHMEDABAD, GUJARAT, INDIA



12.00 mt. wide road

6.10 MT WIDE ROAD

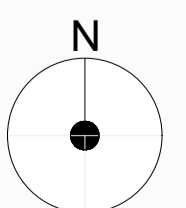


40.00 mt. wide road

amenities floor level plan (3rd floor)



The Westin
AT; AHMEDABAD, GUJARAT, INDIA



12.00 mt. wide road

6.10 MT WIDE ROAD



entry

exit

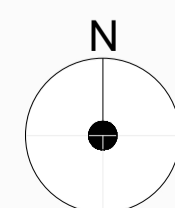
GATE COMPLEX

40.00 mt. wide road

123-car
ground floor podium



The Westin
AT; AHMEDABAD, GUJARAT, INDIA



12.00 mt. wide road

6.10 MT WIDE ROAD

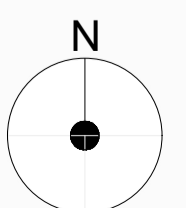


40.00 mt. wide road

109-car
1st floor podium



The Westin
AT; AHMEDABAD, GUJARAT, INDIA



12.00 mt. wide road

6.10 MT WIDE ROAD

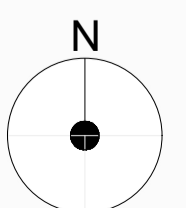


40.00 mt. wide road

114-car
2nd floor podium



The Westin
AT; AHMEDABAD, GUJARAT, INDIA



12.00 mt. wide road

6.10 MT WIDE ROAD

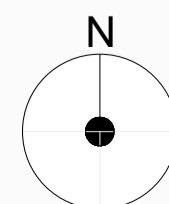


40.00 mt. wide road

m-273 car
basement-1



The Westin
AT; AHMEDABAD, GUJARAT, INDIA



12.00 mt. wide road

6.10 MT WIDE ROAD

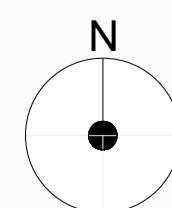


40.00 mt. wide road

164 car
basement-2



The Westin
AT; AHMEDABAD, GUJARAT, INDIA





The Westin
AT; AHMEDABAD, GUJARAT, INDIA

The Ultra Luxurious finely-crafted 4BHK residential project , is situated at Shilaj , Ahmedabad. Shilaj is emerging as one of the coveted places in Ahmedabad, very well connected with the prime areas like Thaltej, SBR,ABR, SP Ring Road and S.G.Highway.

Located at Shilaj, **The Westin by Khyati Infra** group aims at conquering horizons and attaining new heights. The 37-storey giant is an ode to fine art , design and technology , meticulously designed to set a new landmark in the city's skyline.

The Iconic project ,one of its kind in the Ahmedabad city encompasses of three towers scaling beyond a combined height of 127 meters ,with two apartments per floor , with a total of 198 units. Each apartment has two individual lifts , total of four lifts per floor, with a spacious private foyer which directly opens up with the view of either lush green planned gardens or road , without any obstructing view of the adjacent towers.

Each apartment offers 270 ° scenic view enriched by greenery, ample daylight , abundance of privacy, expansive sun-decks , unobstructed surrounding views with efficient space planning.

The space planning of each apartment ensures privacy to its occupants with spacious foyer expanding into a infinity living, dining, kitchen spaces, homogeneously enhancing the quality of life , along with greater size bedrooms with enormous dress/toilet spaces and clear outer views.

The MEP layout is thoughtfully designed in such way , one can change the layout of the wet areas as per one's interior preferences , hassle-free with flexible service planning.

The site planning is done with emphasis laid on climate orientation based on wind direction (south-west) , sun path orientation (east west) , all the three towers getting a clear vista and each apartment facing either road or gardens with a touch of International standards.

The immense planning with a thoughtfulness gone into every single element at **The Westin** ,enriches the life by providing an abode with Luxury ,accessibility and comfort with contemporary amenities making it a Regal affair.

In the flourishing real estate domain, **The Westin** is a Urban Oasis with a superlative structure with a variety of luxurious amenities to enhance the finely-crafted living experience.

The elevated podium gives the height advantage with infinity view of planned concept landscape which can be relished throughout the day. The mind , body and soul invigorating amenities provide state-of-the-art design and superior luxury which enhances social interaction bonding a good neighbourhood.

The Westin is a blend of fresh perspective emerging as a landmark with exceptional creativity for thoughtfully designed spaces with unmatched experience.





THANK YOU