



Sankalp
REALTY
ROBIN GOENKA GROUP

COMING 'UP'

4-5 BHK LUXURY 'UP'ARTMENTS

FOR INQUIRY CALL : 90999 65887









GARDEN



DESIGNED FOYER



YOGA SPACE



SENIOR CITIZEN
SIT OUT



CHILDREN'S
PLAY AREA



PICKUP/DROP
OFF ZONE



INFORMAL SIT OUT



FIRE SAFETY



CCTV CAMERA



24 HOUR
SECURITY



24 HRS WATER



POWER BACKUP



12.00 MT. WIDE ROAD

9.00 MT. WIDE ROAD

8.00 MT. WIDE ROAD

9.00 MT. WIDE DRIVE WAY

6.80 MT. WIDE RAMP

8.00 MT. WIDE ROAD

9.00 MT. WIDE ROAD

18.00 MT. WIDE ROAD

MAIN ENTRY

EXIT

GROUND FLOOR



12.00 MT. WIDE ROAD



PODIUM - 1



18.00 MT. WIDE ROAD

12.00 MT. WIDE ROAD

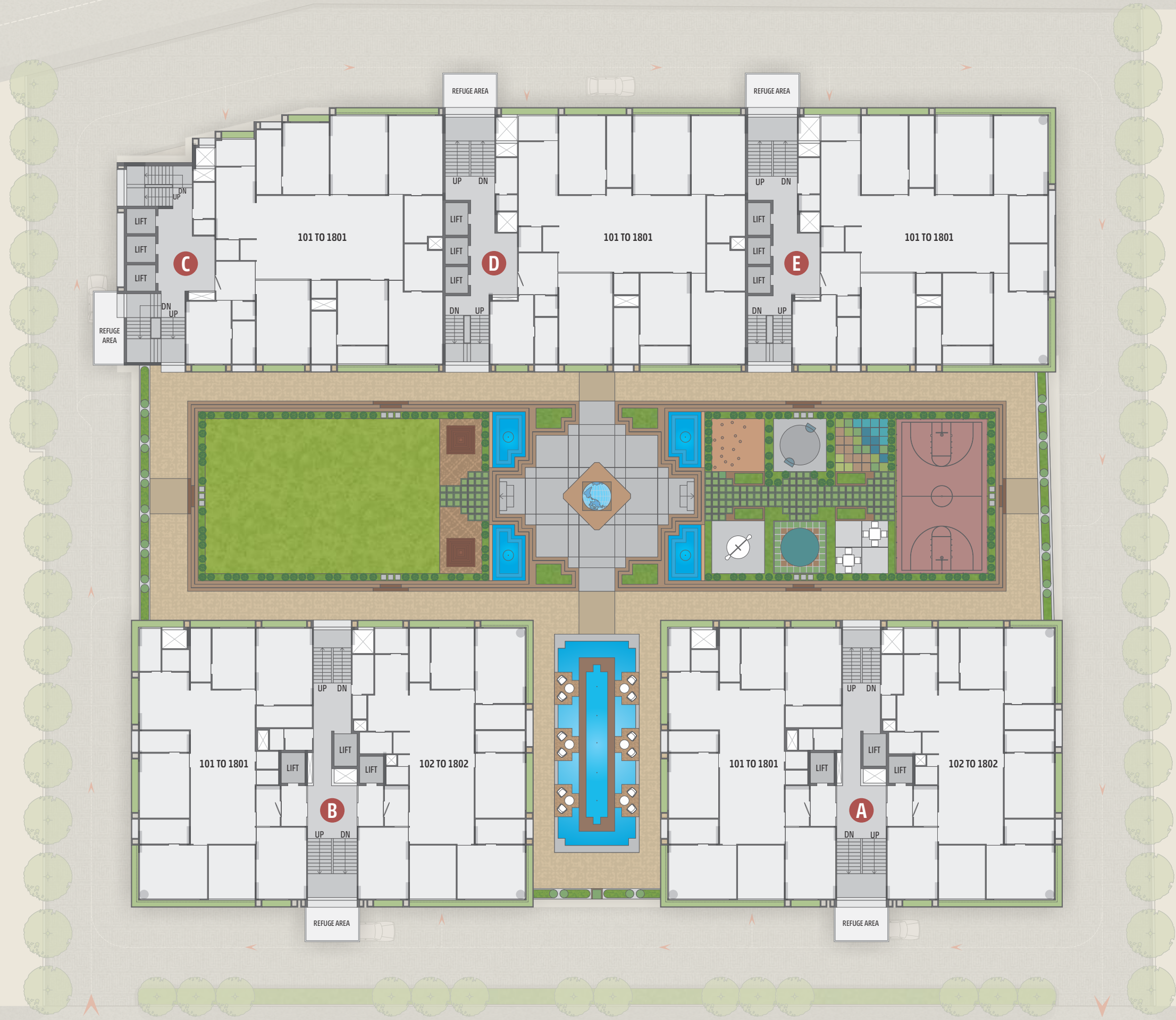


PODIUM - 2



18.00 MT. WIDE ROAD

12.00 MT. WIDE ROAD

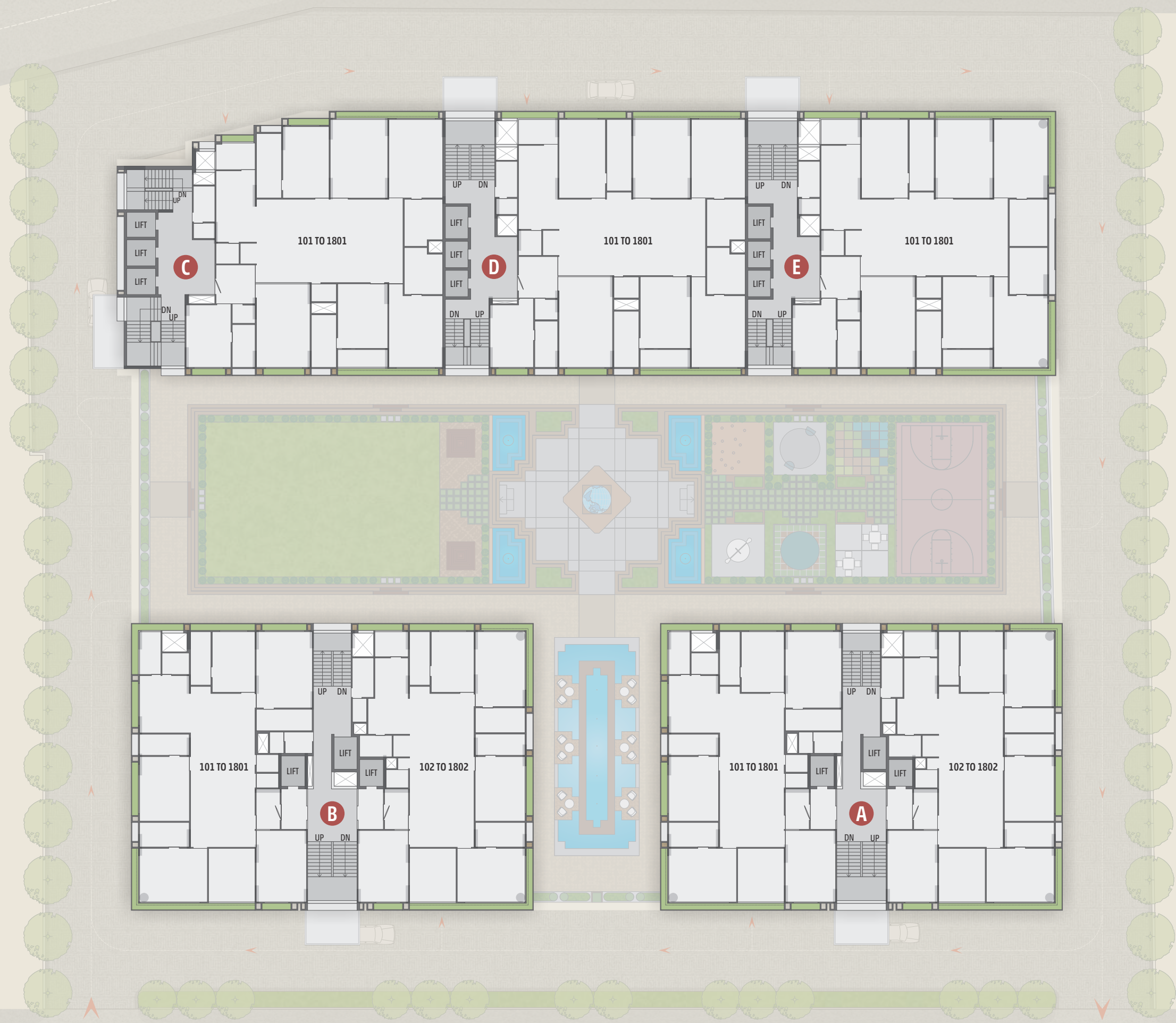


THIRD FLOOR



18.00 MT. WIDE ROAD

12.00 MT. WIDE ROAD



TYPICAL FLOOR

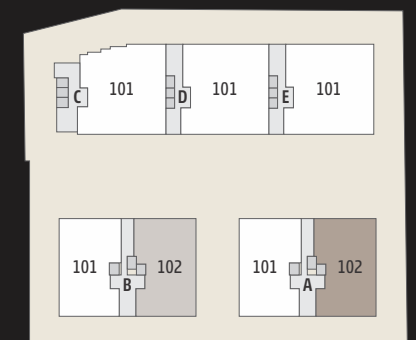


18.00 MT. WIDE ROAD



4 BHK - A UNIT PLAN

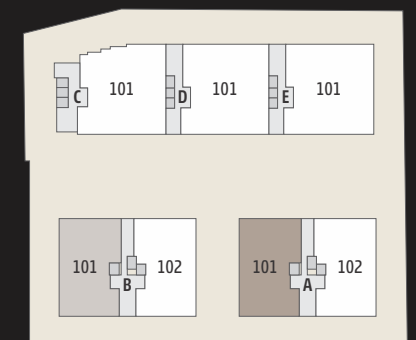
BLOCK-A&B





4 BHK - B UNIT PLAN

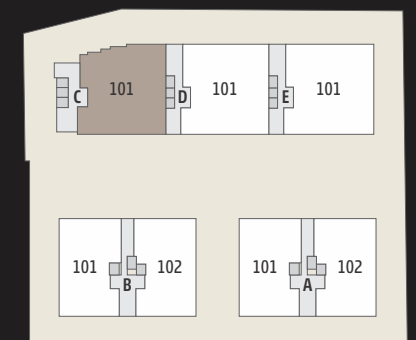
BLOCK-A&B





5 BHK UNIT PLAN

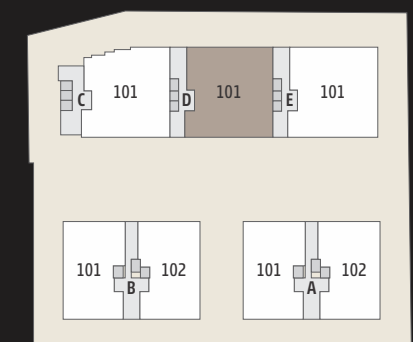
BLOCK-C





5 BHK UNIT PLAN

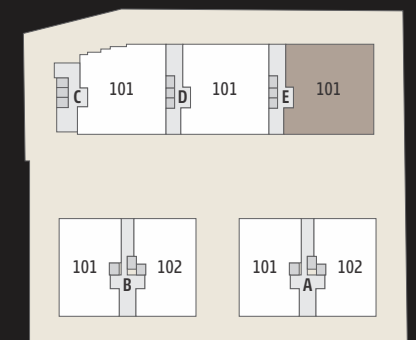
BLOCK-D





5 BHK UNIT PLAN

BLOCK-E












KARNAVATI
CLUB

ISCON



STRUCTURE

- EARTHQUAKE RESISTANT STRUCTURE AS PER SEISMIC DESIGN.

FINISHES

- EXTERIOR : DOUBLE COAT MALA PLASTER WITH TEXTURE PAINT
- INTERNAL : SINGLE COAT MALA PLASTER EXCEPT CEILING WITH WHITE PUTTY FINISH.

FLOORING

- PREMIUM QUALITY TILES FLOORING IN DRAWING, LIVING AND BEDROOMS.
- KOTA/MARBLE/TILES FLOORING IN WASH AREA.
- ANTI-SKID FLOORING IN BATHROOMS.

PLUMBING AND SANITARY

- CONCEALED PLUMBING WITH PREMIUM QUALITY PIPES AND FITTINGS FOR WATER SUPPLY AND DRAINAGE.
- A COMMON BORE WELL AND DISTRIBUTION SYSTEM WILL BE INSTALLED FOR CONTINUOUS WATER SUPPLY.
- ALL BATH/TOILET/SANITARY FITTING WILL BE OF PREMIUM BRANDS.

ELECTRIFICATION

- SINGLE OR 3 PHASE CONCEALED ISI WIRING WITH PREMIUM MODULAR SWITCHES.
- TV POINT IN DRAWING ROOM.

DOORS AND WINDOWS

- DECORATIVE MAIN DOOR WITH WOODEN/PLY FRAMING WITH LAMINATE OR VENEER FINISH.
- FLUSH DOOR IN INTERNAL AREA WITH MS/WOODEN/MARBLE FRAMING/ PLY. POWDER COATED / ANODIZED ALUMINIUM SECTION WINDOWS.

KITCHEN

- KITCHEN PLATFORM WITH GRANITE STONE/ARTIFICIAL GRANITE AND SS SINK.
- TILLING ON KITCHEN PLATFORM UP TO BEAM BOTTOM LEVEL.

TERRACE

- OPEN TERRACE FINISHED WITH SUITABLE WATERPROOFING & CHINA MOSAIC/TILES FOR HEAT REFLECTION.

APARTMENT FOYER

- DECORATIVE FOYER WITH NAME PLATES AND FLAT NUMBERING.
- BRANDED AUTOMATIC LIFTS WITH LIFT FOYER

PARKING AND INTERNAL ROADS

- AMPLE PARKING SPACE FOR ALL RESIDENCE.
- DISTINCTIVELY DESIGNED INTERNAL ROADS
- DECORATIVE LOBBY.

SECURITY

- PROVISION OF CCTV CAMERA IN PARKING AND OTHER INTERNAL AREA. ENTRANCE GATE WITH SECURITY CABIN.